

## DMAM<sub>2</sub>

### Digital Mammography Set

Designed in accordance with European guidelines for quality assurance in breast cancer screening and diagnosis (fourth edition) - ISBN 92-79-01258-4

A set of test objects for digital mammography systems, designed to be used quickly and easily on a regular basis to provide an ongoing check of imaging performance, particularly those aspects which are most liable to deterioration. An ongoing record of the results of these checks will reveal any trend towards deterioration in imaging performance.

#### DMAM<sub>2</sub> comprises:

- **Threshold Contrast Details**

78 contrast details in 6 sizes, dia range from 0.1mm to 2.0mm, contrast range 0.489% to 27.56%

- **Filaments**

6 groups of multi-directional filaments  
0.40mm to 0.20mm diameter

- **PMMA plates**

Polymethylmethacrylate (PMMA)  
plates with a dimensional tolerance of  $\pm 0.1$ mm.

(1pc) 300 x 240 x 20mm (with  
encapsulated 99.99% 0.20x10x10mm  
Al foil for SNR and CNR)  
(2pc) 300 x 240 x 20mm  
(1pc) 300 x 240 x 10mm  
(1pc) 300 x 240 x 5mm

- **Radiopaque mesh** 400 micron (mesh  
size #40) covering an area 300 x  
240mm

- **Radiopaque grid** of horizontal,  
vertical and diagonal lines covering an  
area 300 x 240mm

- **Stainless steel straight edge**  
accurate to  $\pm 20$  microns. Angled at  $3^\circ$

contd.



深圳市展业达鸿科技有限公司

吕先生: 15920060912 (微信同号) 0755-22934005 (座机)

地址: 深圳市福田区八卦二路八卦岭工业区615栋419

邮箱: hongqi@thingstet.com

网址: www.thingstet.com



## DMAM<sub>2</sub>

### Digital Mammography Set

contd.

- **Spatial Resolution Test Pattern** 0.5 - 14.3 LP/mm. Angled at 45°
- **X-ray to Light Field Alignment** Radiopaque Rulers x4, Phosphor Screens x5
- **Aluminium filter** 2.0 ±10% mm 99.9%+ purity for homogeneity tests
- **Aluminium filter** 0.1 mm 99.5% for ghost image / erasure thoroughness
- **Foam spacers** to set the compression paddle position
- **1.0mm stainless steel plate** 300 x 240mm, to shield the detector from X rays during measurement of incident air kerma at the entrance surface of PMMA slabs



深圳市展业达鸿科技有限公司

吕先生: 15920060912 (微信同号) 0755-22934005 (座机)

地址: 深圳市福田区八卦二路八卦岭工业区615栋419

邮箱: hongqi@thingstet.com

网址: www.thingstet.com



# DMAM<sub>2</sub>

Digital Mammography Set

## Product X-ray




fig. 1 Gold Threshold-Contrast details



fig. 2 PIXMAM X-ray



深圳市展业达鸿科技有限公司

吕先生: 15920060912 (微信同号) 0755-22934005 (座机)

地址: 深圳市福田区八卦二路八卦岭工业区615栋419

邮箱: hongqi@thingstet.com

网址: www.thingstet.com



# DMAM<sub>2</sub>

Digital Mammography Set

## Product X-ray




fig. 3 MTF test tool




fig. 4 Artefact Evaluation Mesh

深圳市展业达鸿科技有限公司

吕先生: 15920060912 (微信同号) 0755-22934005 (座机)

地址: 深圳市福田区八卦二路八卦岭工业区615栋419

邮箱: hongqi@thingstet.com

网址: www.thingstet.com





## Product X-ray




fig. 5 Geometric Distortion Grid

深圳市展业达鸿科技有限公司

吕先生: 15920060912 (微信同号) 0755-22934005 (座机)

地址: 深圳市福田区八卦二路八卦岭工业区615栋419

邮箱: hongqi@thingstet.com

网址: www.thingstet.com